

# RICOH



Thank you for purchasing GR DIGITAL IV.  
The following functions will be added by this firmware version update.

## Shooting Modes

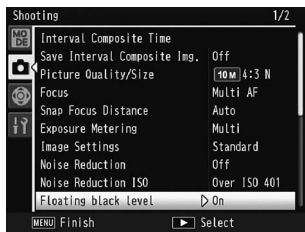
### AE Control

Improves the speed of automatic exposure control.

### [Shooting] Menu

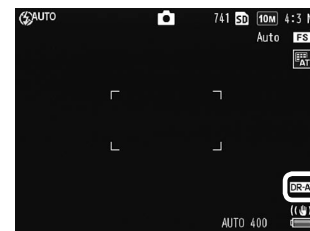
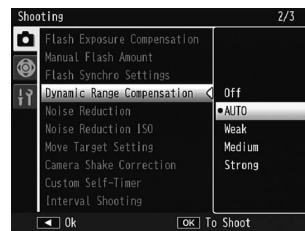
#### SCENE Modes [Interval Composite]

- Adds [Floating black level] to the [Shooting] Settings menu. If set to ON, it can reduce noise at high sensitivities.
- Allows you to check the shooting times and the number of composite shots taken in the detailed information displayed on the playback screen.



### [Dynamic Range Compensation]

Adds [AUTO] to the [Dynamic Range Compensation] setting. If set to [AUTO], optimal compensation will be applied automatically depending on the shooting conditions.  
Note: ISO sensitivity will be set to [Auto-Hi].



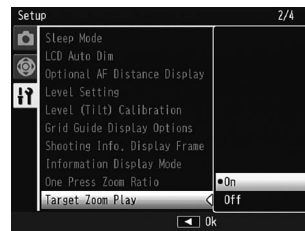
### Improves the noise reduction effect of the Noise Reduction [MAX] setting

When Noise Reduction is set to [MAX], it can effectively reduce chromatic noise when shooting at high sensitivities (ISO 2500 or higher).

### [Setup] Menu

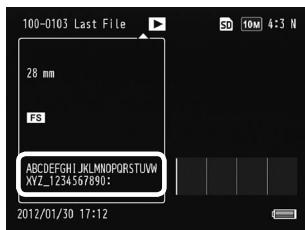
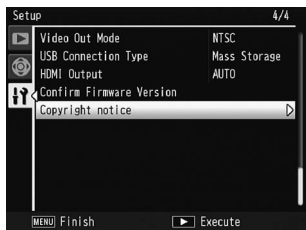
#### [Target Zoom Play]

During playback with magnified view, you can magnify the area around the point where the target was moved at the time of shooting.



## [Copyright notice]

Enables you to set copyright information (up to 46 alphanumeric characters) to be recorded in the Exif data of the images you take. The recorded copyright notice can be checked in the detailed information displayed on the playback screen.



## [Key Custom Options] Menu

### [ADJ Lever Setting]/[Fn Button Pair Setting]

[SnapFocusDist.] can be registered.

